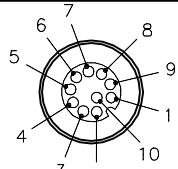
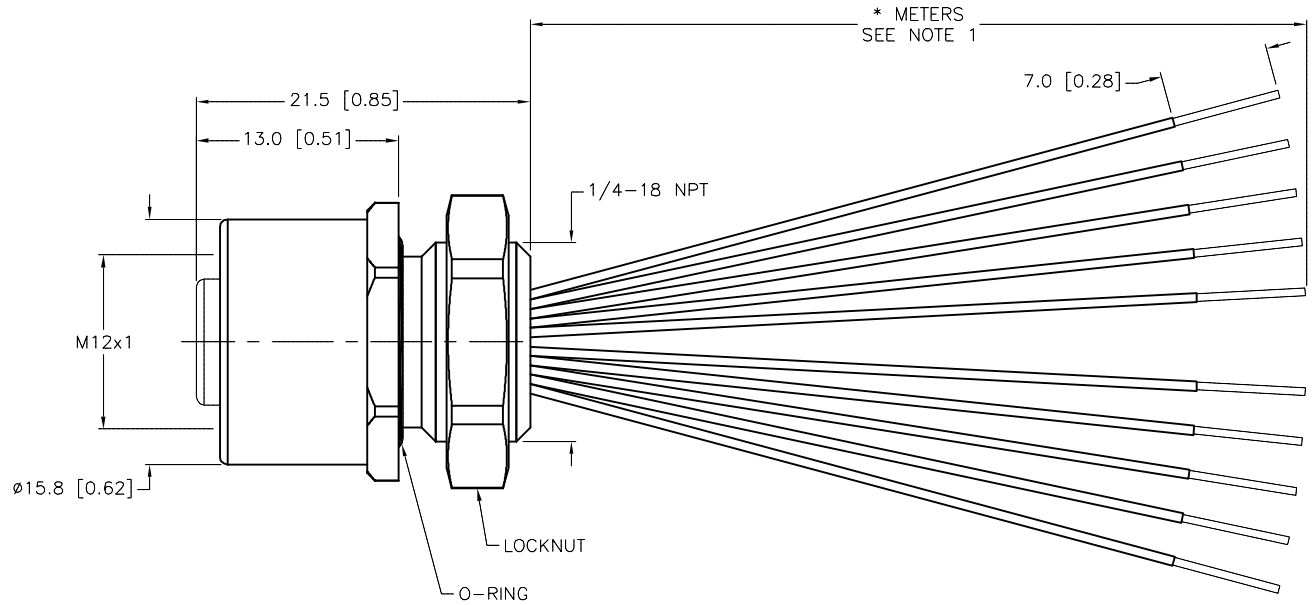
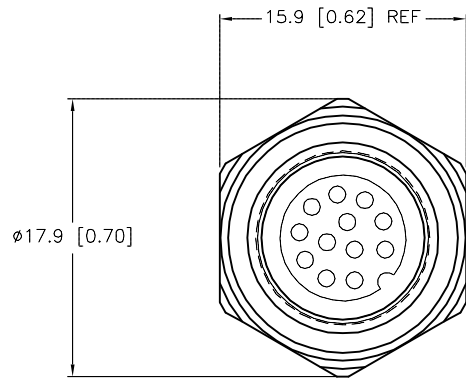


FEMALE END VIEW



- 1 = WHITE
- 2 = BROWN
- 3 = GREEN
- 4 = YELLOW
- 5 = GRAY
- 6 = PINK
- 7 = BLUE
- 8 = RED
- 9 = ORANGE
- 10 = TAN



SPECIFICATIONS

| | |
|----------------------------------|-----------------------------------|
| CONTACT CARRIER MATERIAL/COLOR | NYLON OR TPU/BLACK |
| CONTACT MATERIAL/PLATING | BRASS/GOLD |
| HOUSING/LOCKNUT MATERIAL/PLATING | STAINLESS STEEL/PASSIVATED |
| O-RING MATERIAL | BUNA-N |
| RATED CURRENT [A] | 2.0 A |
| RATED VOLTAGE [V] | 60 VAC/75 VDC |
| CONDUCTOR INSULATION MATERIAL | PVC |
| NUMBER OF CONDUCTORS [AWG] | 10x24 AWG |
| TEMPERATURE RANGE | -40°C to +105°C (-40°F to +221°F) |
| PROTECTION CLASS | MEETS NEMA 1,3,4,6P AND IEC IP68 |

| CABLE LENGTH | TOLERANCE* |
|--------------|-----------------------------------------------------------------------------|
| ALL LENGTHS | + 4% (OR 50mm) OF LENGTH - 0% (OR 0mm) OF LENGTH WHICHEVER IS GREATER |
| STRIP LENGTH | TOLERANCE* |
| 0-7mm | ±0.5mm |
| 8-29mm | ±1.0mm |
| 30-49mm | ±2.0mm |
| 50-69mm | ±3.0mm |
| 70-100mm | ±4.0mm |
| OVER 100mm | ±5.0mm |

* UNLESS OTHERWISE SPECIFIED

NOTES:

1. "*" INDICATES LEAD LENGTH IN METERS. CONTACT TURCK TO ORDER SPECIFIC LENGTHS.

SOURCE DRAWING - FOR REFERENCE ONLY

| | | | | | |
|--------------------|-----------------------------------------------------------------|----------------------------------------------------------------------------------------------------------------------------|-----|-------------------------------------------------------------------------------------------------------------------|-------------------------------|
| RELATED DOCUMENTS | 3RD ANGLE PROJECTION | THIS DRAWING IS CONFIDENTIAL AND THE PROPERTY OF TURCK INC. USE OF THIS DOCUMENT WITHOUT WRITTEN PERMISSION IS PROHIBITED. | | 3000 CAMPUS DRIVE MINNEAPOLIS, MN 55441 1-800-544-7769 (763) 553-7300 (763) 553-0708 fax turck.com | |
| 1. | | DRFT | RWC | DATE | 09/17/07 |
| 2. | | DSGN | | SCALE | 1=.5 |
| 3. | ALL DIMENSIONS DISPLAYED ON THIS DRAWING ARE FOR REFERENCE ONLY | UNIT OF MEASUREMENT | | | DESCRIPTION FKV 10-*/18.25 |
| 4. | | MILLIMETER [INCH] | | | |
| MATERIAL | CONTACT TURCK FOR MORE INFORMATION | IDENTIFICATION NO. | | | REV |
| SEE SPECIFICATIONS | | DO NOT SCALE THIS DRAWING | | | B |
| FINISH | | FILE: 777003661 | | | SHEET 1 OF 1 |

| | | | | |
|-----|----------------------------------------|-----|----------|---------|
| B | DRAWING PROCESSED AS PART OF ECO 33971 | CBM | 04/06/11 | 33971 |
| REV | DESCRIPTION | BY | DATE | ECO NO. |